

3-in 1-out HDMI Switcher

CHDMI-31

Operation Manual



Introduction

Cypress CHDMI-31 is a high performance HDMI switcher with remote control. It allows your various HDMI sources to share one HDTV display.

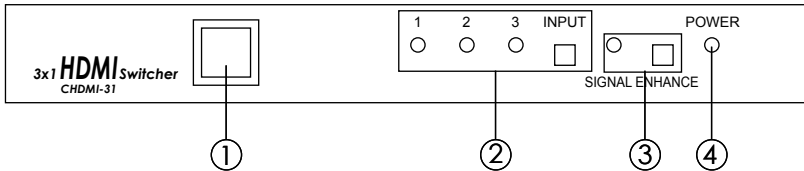
Simply pressing one button to select your desired HDMI source for display on the HDTV.

Features

- * HDMI 1.1, HDCP 1.1 and DVI 1.0 compliant.
- * Signal Enhancement feature allows you to improve signal quality after long distance transmission.
- * LED indicators.
- * Ideal for home theater integration.
- * Supports high resolution input:
PC: VGA, SVGA, XGA, SXGA, and UXGA (1600 x 1200) &
HDTV: 480i, 576i, 480p, 576p, 720p, 1080i, and 1080p
- * Remote control.
- * Easy to install and simple to operate.

Operation Controls and Functions

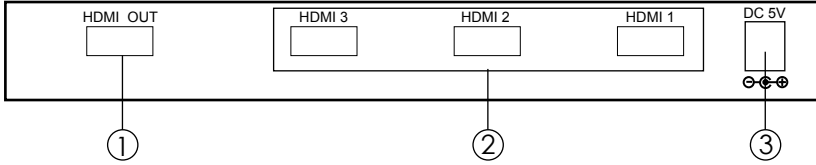
Front Panel



- 1. Remote control sensor.**
- 2. Input select/Indicators:** Press the "INPUT" button sequentially to switch to your desired input source and the LED will illuminate to indicate which input source is selected.
- 3. Signal Enhancement/Indicator:** Press the "Signal Enhance" button to turn on this feature to improve signal quality after long distance transmission. Press again to turn off. The LED will illuminate when the signal is enhanced.
- 4. Power LED Indicator:** The LED will illuminate when the power is connected.

Operation Controls and Functions

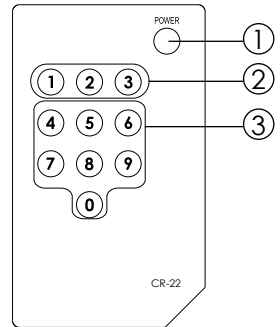
Rear Panel



- 1. HDMI output:** Connect the HDMI out of the unit to the HDMI input of your display of using HDMI cable.
- 2. HDMI inputs:** Connect your various HDMI sources to the 3 HDMI inputs of unit using HDMI cables.
- 3. Power:** Plug the supplied 5VDC power supply into the unit.

Remote Control

- 1. Power:**
Press the button to turn on/off the unit.
- 2. Direct input selector:**
Press 1, 2, or 3 to select the desired input source.
- 3. Void buttons (No function).**



Specifications

- * Frequency bandwidth: 1.65Gbps(single link)
- * Inputs: 3 x HDMI female ports (Type A connector)
- * Output: 1 x HDMI female port (single link)
- * 5VDC universal power supply
- * Weight: 0.57kgs
- * Dimension: 105(W) x20(L) x 25(H)mm

Connection and Installation

